

Chaparral Heat!  
Welcome!  
We are excited to be in-person!

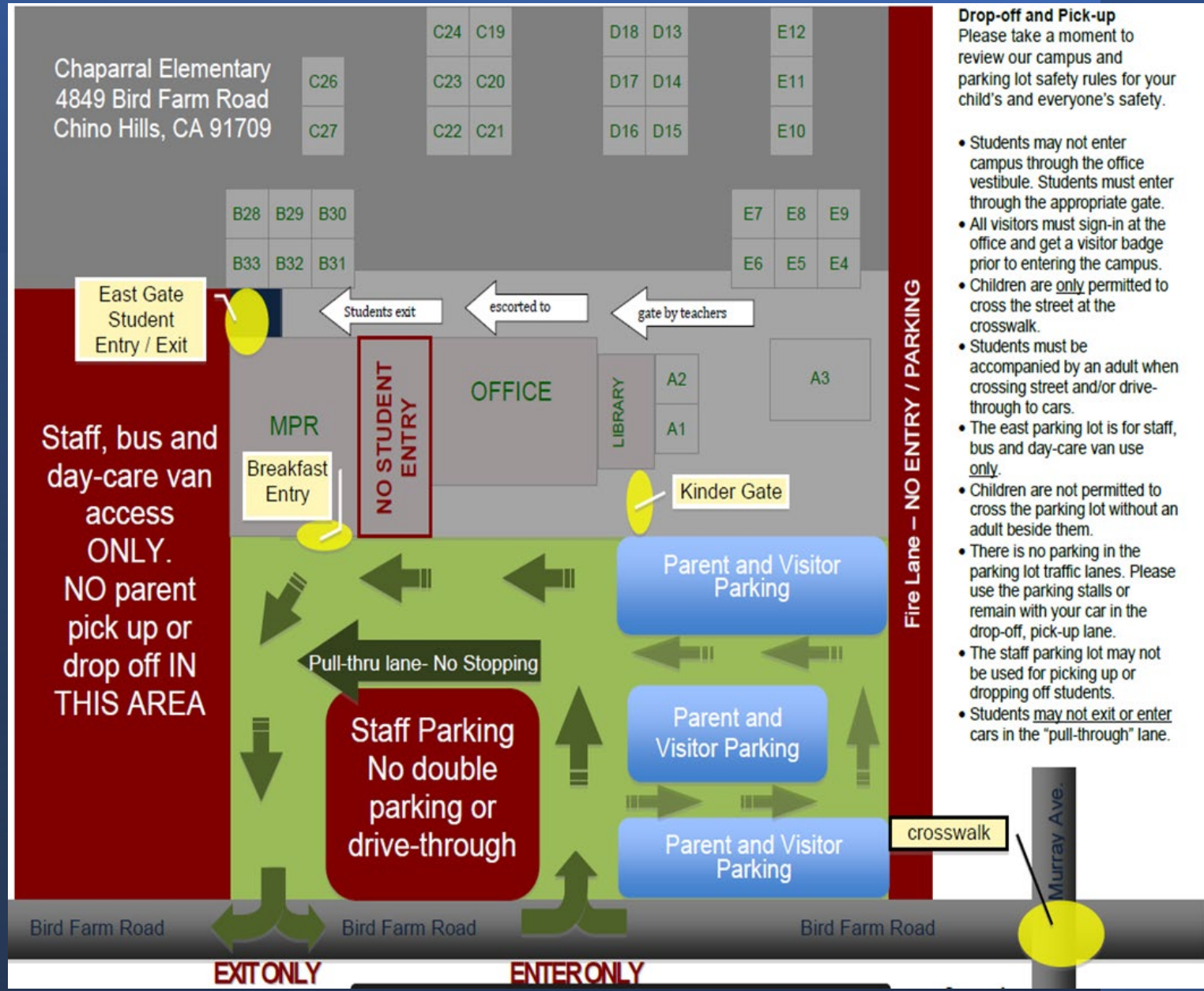


First day of School Parent drop-off  
and pick up areas and procedures

# The Drop-off / Pick-up Process

- Parents/Guardians enter only on the west side and entrance of the parking lot (refer to map on next slide)
- Parents/Guardians exit only on the east side exit of the parking lot (refer to map on next slide)
- No parking in the bus and childcare zones. No using the bus and childcare zones for pick-up or drop-off (refer to map on next slide)
- Students go to their designated areas (presented later) and wait for staff directions to enter campus
- Only park in visitors' parking area or on the street. Staff parking is reserved for the Chaparral Staff and District Office employees (refer to map on next slide)
- Most information is located and found in the Parent Handbook found on the Chaparral Elementary website

Chaparral Elementary  
4849 Bird Farm Road  
Chino Hills, CA 91709



**Drop-off and Pick-up**  
Please take a moment to review our campus and parking lot safety rules for your child's and everyone's safety.

- Students may not enter campus through the office vestibule. Students must enter through the appropriate gate.
- All visitors must sign-in at the office and get a visitor badge prior to entering the campus.
- Children are only permitted to cross the street at the crosswalk.
- Students must be accompanied by an adult when crossing street and/or drive-through to cars.
- The east parking lot is for staff, bus and day-care van use only.
- Children are not permitted to cross the parking lot without an adult beside them.
- There is no parking in the parking lot traffic lanes. Please use the parking stalls or remain with your car in the drop-off, pick-up lane.
- The staff parking lot may not be used for picking up or dropping off students.
- Students may not exit or enter cars in the "pull-through" lane.

# Student wait areas

When students are dropped off (or picked up) parents need to be aware of the areas where students wait before adult supervision is available on campus at 7:40 am (refer to the following slides).


For the first few days, all teachers will be visible and explicitly direct students to and from their designated waiting areas. Overtime, teachers will provide appropriate levels of independence to the students entering and dismissing, according to grade level.

1st through 6th students enter through the large gates (when opened by a Chaparral staff member) located in the bus zone area at 7:40 am through 7:47 am. If any student is not in the classroom in their seat at 7:50 am, they will have to get tardy slips from the office.

# Kindergarten / TK / PREP

## Drop-off and Pick-up

- Your child's teacher has communicated to you about the times on the bell schedule. The bell schedule is also available on the Chaparral school website.





# 1<sup>st</sup> Grade wait area



# 2<sup>nd</sup> Grade wait area



# 3<sup>rd</sup> Grade wait area





# 4<sup>th</sup> Grade wait area



# 5<sup>th</sup> Grade wait area





# 6<sup>th</sup> Grade wait area



# Parents/Guardians in vehicles . . . Do Not Stop or Park!


**Bus Zone**




**Parking lot Crosswalk**



**Red Zones**



**Garbage Storage Area**





# Rules to remember

## COURTEOUS AND SAFE CONDUCT FOR PICKUP AND DROP-OFF –

Please follow safe car-driving and parking when waiting in the carline or driving through the parking lot. SAFETY is the most important objective. Below are the Positive Behavior Interventions and Supports approach for the expectations to be followed during drop-off and pick-up times. Following the expectations is the map for guidance.



**Treat Others the Way You Want to Be Treated**

### BE SAFE

- Use the crosswalks
- Use the sidewalks
- Accompany & monitor your child while walking

### BE RESPECTFUL

- Follow staff member's requests
- Park only in visitor parking spots or on the street.
- Wait patiently in car line for your turn when picking up/dropping off

### BE RESPONSIBLE

- DO NOT call your child to you so he/she crosses driving areas without adult accompaniment
- Be on time
- Follow the driving rules and laws